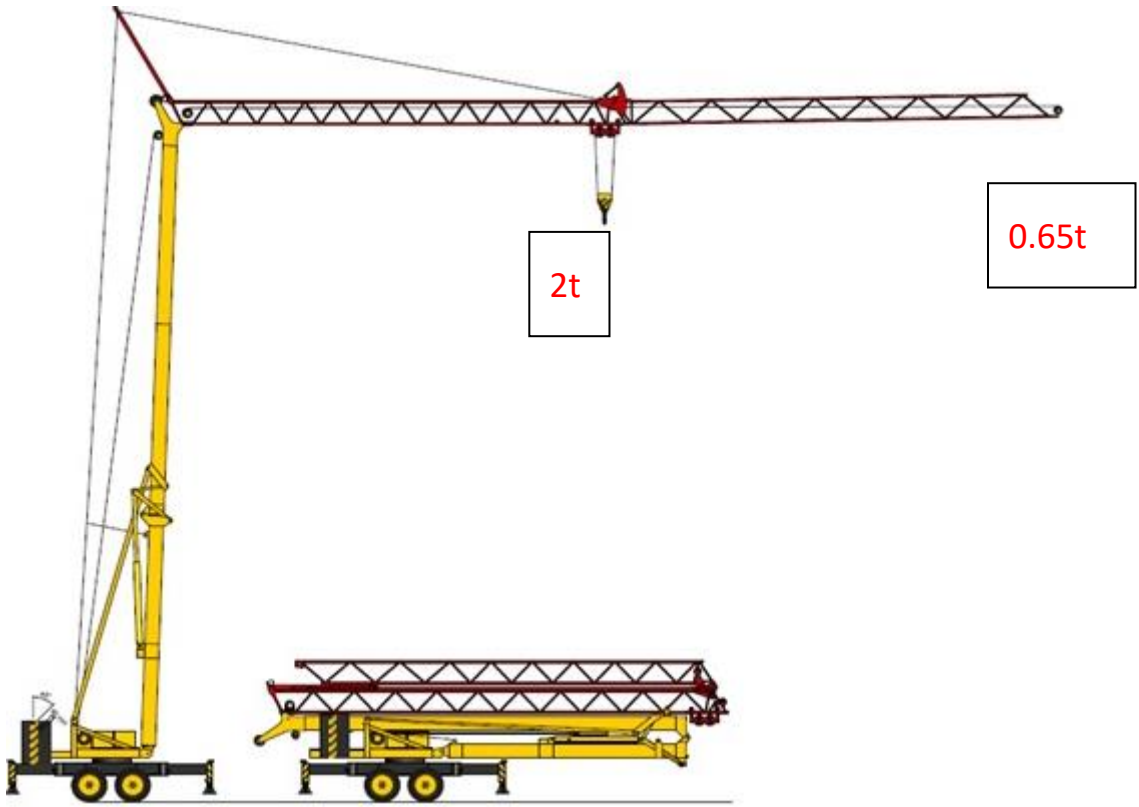


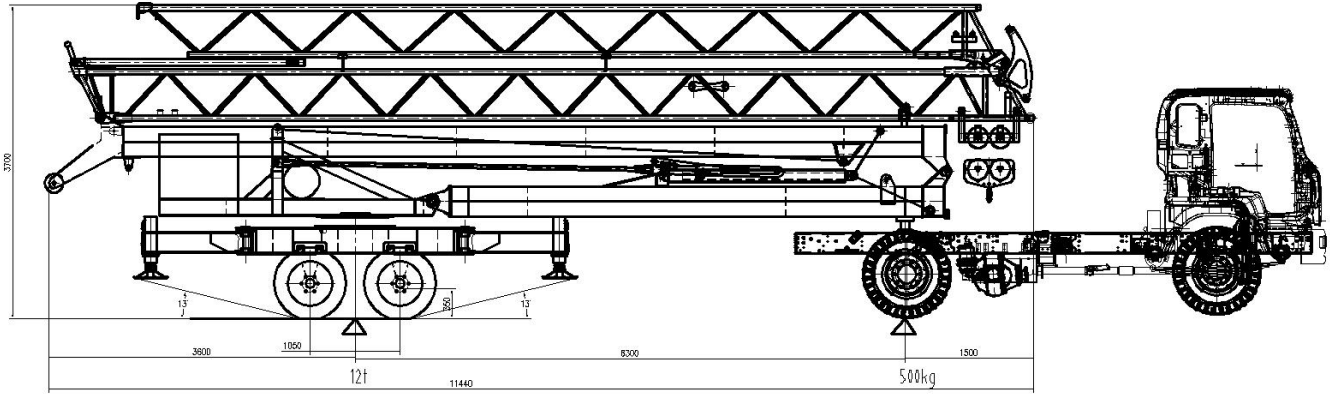
# NOMAD CRANES

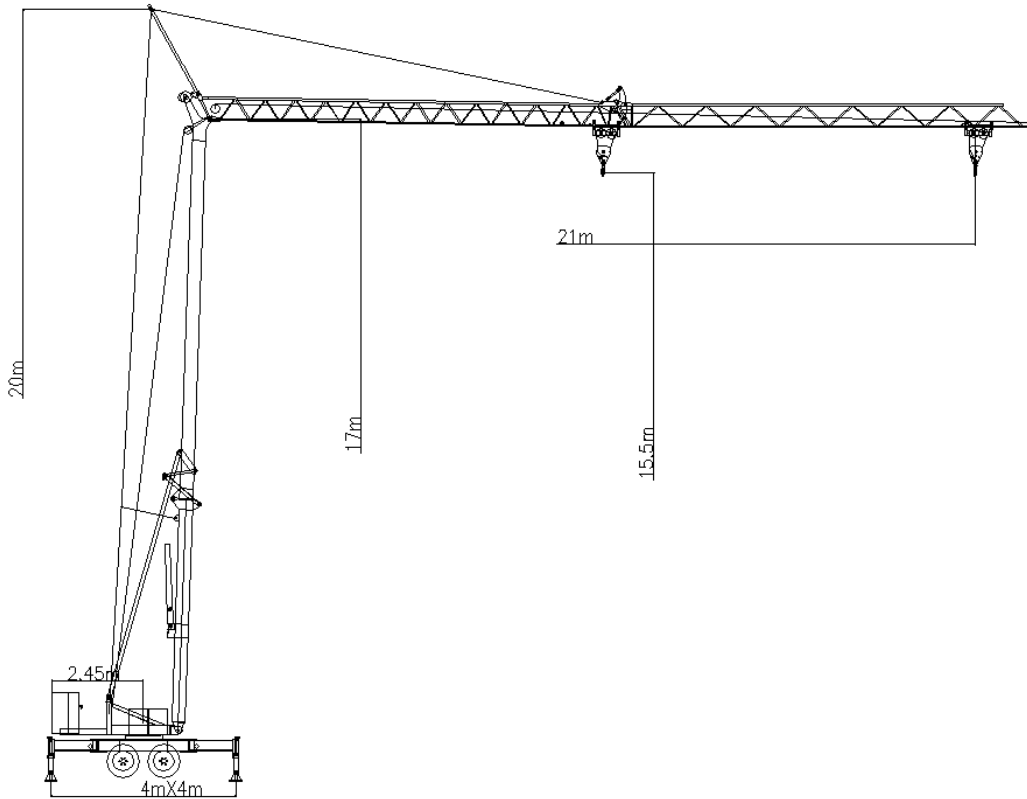
**TK13**





Counterweight: 5000kg






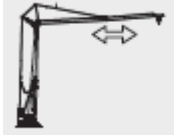
**LOAD CHART**

<b>Radius(m)</b>	<b>2.3~7.5</b>	<b>8</b>	<b>9</b>	<b>10</b>	<b>11</b>	<b>12</b>	<b>13</b>	<b>14</b>	
<b>Capacity(kg)</b>	<b>2000</b>	<b>1850</b>	<b>1650</b>	<b>1450</b>	<b>1300</b>	<b>1200</b>	<b>1100</b>	<b>1020</b>	
<b>Radius(m)</b>	<b>15</b>	<b>16</b>	<b>17</b>	<b>18</b>	<b>19</b>	<b>20</b>	<b>21</b>		
<b>Capacity(kg)</b>	<b>950</b>	<b>880</b>	<b>820</b>	<b>770</b>	<b>720</b>	<b>700</b>	<b>650</b>		
<b>Boom Angle15°</b>	<b>600kg</b>								

**PARAMETERS:**

1	<b>WEIGHT (kg)</b>	<b>SPEED m/min</b>
2	2000	0~15
	1000	0~25

PARAMETERS

Description	Speed	Power
	<p>0~0.7r/min</p>	<p>2.2kw</p>
	<p>20m/min</p>	<p>1.5kw</p>
	<p>8min</p>	<p>5.5kw</p>
	<p>15/25m/min</p>	<p>7.5kw</p>